

HabasitLINK[®]

M2533 Roller Top 1"

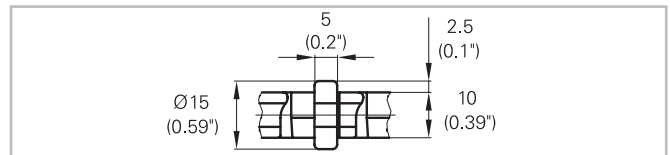
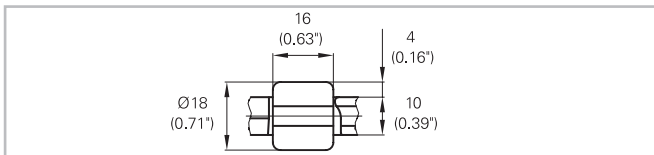
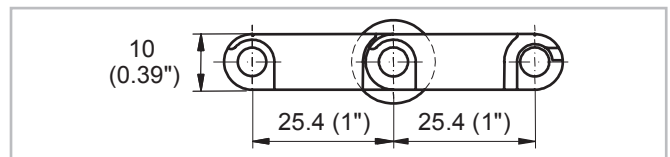



Your Source For Habasit
Belting And Chain

www.StilesEnterprises.com • 1-800-325-4232

Description

- 35 % open area; largest opening 5.5x14 mm (0.22"x0.55")
- Roller lateral spacing see table belt data
- Rollers row spacing 50.8 mm (2")
- Roller dimensions Ø 15 mm, 5 mm wide (Ø 0.59" / 0.2") or Ø 18 mm, 16 mm wide (Ø 0.71" / 0.63")
- For low back pressure, wearstrips are placed between rollers
- For product driven application wearstrips are placed directly under the rollers
- Excellent for cooling and draining
- Open hinge
- Food approved materials available
- Rod diameter 5 mm (0.2")



Belt data

Belt material		POM		
Rod material		PA		
Roller material		POM		
Roller lateral spacing per row	mm / inch	66 / 2.6	50 / 2	50 / 2
Roller offset next row	mm / inch	33 / 1.3	0 / 0	0 / 0
Roller dimension diameter / width	mm inch	Ø 15 / 5 Ø 0.59 / 0.2	Ø 15 / 5 Ø 0.59 / 0.2	Ø 18 / 16 Ø 0.71 / 0.63
Nominal tensile strength F' _N straight run	N/m lb/ft	18500 1267	20500 1404	16400 1123
Temperature range	°C °F	-40 - 93 -40 - 200	-40 - 93 -40 - 200	-40 - 93 -40 - 200
Belt weight m _B	kg/m ² lb/sqft	7.1 1.45	7.1 1.45	7.1 1.45

Diameter of idling rollers (minimum)		Diameter of support rollers (minimum)		Diameter for gravity take-up and center drive rollers (minimum)		Backbending radius for elevators without sideguards or hold down devices (minimum)	
mm	inch	mm	inch	mm	inch	mm	inch
40	1.6	50	2	100	4	150	6